



AVAYA WIRELESS LAN 9144

Dual radio, 802.11ac Wave 2
Access Point

The Avaya WLAN Access Point 9144 is a high performance, indoor 802.11ac Wave 2 Access Point. It is part of the next generation Avaya WLAN 9100 Series wireless portfolio that delivers wired-like performance and predictability. The WLAN 9144 delivers significant performance improvements and greatly increases the efficiency of Wi-Fi networks servicing multiple endpoint devices concurrently.

Overview

Transform the experience you deliver to your users with the speed and power of Avaya's new Wave 2 Access Point. Avaya WLAN AP 9144 is designed with dual Wave 2 radios to deliver the highest performance to your users for years to come. The WLAN AP 9144 is the best way to meet the high demands of today's BYOD and Internet of Things (IoT) universe with capacity to support future needs. WLAN 9144 is ideal for offices, classrooms, meeting spaces and any location where the speed of data delivery is critical.

At A Glance

- **Technologically Advanced:** Avaya 802.11ac Wave 2 Access Point features two 802.11ac Wave 2 radios. This product design gives our clients twice the capacity of any competitive access points making it extremely cost-effective.
- **High Efficiency:** Avaya WLAN 9144 supports multi-user MIMO (MU-MIMO), a Wave 2 advancement that enables multiple clients to communicate at once. This revolutionizes the way Wi-Fi works and dramatically increases its efficiency.
- **Superior Speed:** Avaya WLAN 9144 offers twice the speed of any 802.11ac AP, creating an unsurpassed user experience. Mobile applications and Internet of Things (IoT) devices benefit greatly from this new standard.
- **Application Visibility and Control:** Using Deep Packet Inspection (DPI) technology, Avaya WLAN 9144 delivers predictable application performance even under network load by controlling over 1,400 applications at the network's edge. Applications or groups of applications can be allowed, blocked or throttled, and policies can be scheduled at specific times and days of week.

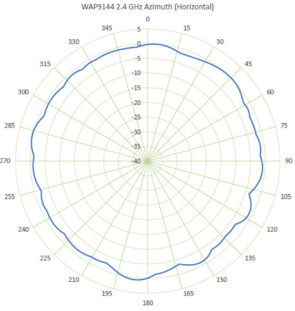
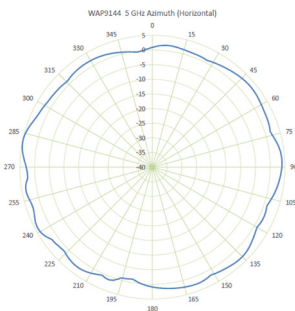
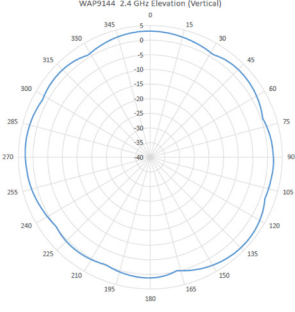
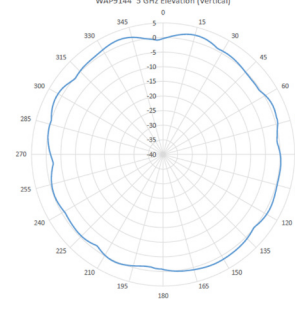
Configuration Specifications

WLAN AP 9144	
Chassis Dimensions	8" Diameter, 1.82"H
Supported Standards	802.11a/b/g/n/ac (Wave 2)
Total Number of Radios	2
Radio Type	4x4, 1.733Gbps
MIMO Technology	MU-MIMO
Maximum Wi-Fi Bandwidth	3.47Gbps
Wi-Fi Threat Sensor	Yes
Maximum Wi-Fi Backhaul	1.733Gbps
Maximum Associated Devices	390
Wired Uplinks: 802.3ad (Aggregate traffic), broadcast, link-backup (failover), load balancing	2-1GbE
Maximum Power Consumption	25.5W (PoE+)
Weight	1.8lbs

Technical Specifications

FEATURE	SPECIFICATIONS	
RF Management	Dynamic channel configuration Dynamic cell size configuration Monitor radio for threat assessment and mitigation Radio assurance for radio self test and healing	RF monitor 2.4 & 5Ghz Honeypot Control - Increase available 2.4 & 5Ghz wireless device density through management of spurious 2.4 & 5Ghz association traffic. Re-use and increase wireless device density through tight power controls.
High Availability	Supports hot stand-by mode for mission critical areas	
Environmentally Friendly	Supports ability to turn off radios based on schedule configuration	
Wireless Protocols	IEEE 802.11a, 802.11ac Wave 1 and Wave 2, 802.11b, 802.11d, 802.11e, 802.11g, 802.11h, 802.11i, 802.11j, 802.11k, 802.11n, 802.11u, 802.11w	
Wired Protocols	IEEE 802.3 10BASE-T, IEEE 802.3u 100BASE-TX , 1000BASE-T, 802.3ab 1000BASE-T IEEE 802.1q - VLAN tagging IEEE 802.1AX - Link aggregation IEEE 802.1d - Spanning tree IEEE 802.1p - Layer 2 traffic prioritization IPv6 Control - Increase wireless device density through control of unnecessary IPv6 traffic on IPv4-only networks. DHCP option 82	
Carrier Applications	Passpoint 2.0 Certification	
RFC Support	RFC 768 UDP RFC 791 IP RFC 2460 IPV6 (Bridging only) RFC 792 ICMP RFC 793 TCP	RFC 826 ARP RFC 1122 Requirements for internet hosts - communication layers RFC 1542 BOOTP RFC 2131 DHCP
Security	WPA IEEE 802.11i WPA2, RSN RFC 1321 MD5 Message-digest algorithm RFC 2246 TLS protocol version 1.0	RFC 3280 Internet X.509 PKI certificate and CRL profile RFC 4347 Datagram transport layer security RFC 4346 TLS protocol version 1.1
Encryption Types	Open, WEP, TKIP-MIC: RC4 40, 104 and 128 bits SSL and TLS: RC4 128-bit and RDA 1024 and 2048 bit	

FEATURE	SPECIFICATIONS	
Authentication	IEEE 802.1x RFC 2548 Microsoft vendor-specific RADIUS attributes RFC 2716 PPP EAP-TLS RFC 2865 RADIUS Authentication RFC 2866 RADIUS Accounting RFC 2867 Tunnel Accounting RFC 2869 RADIUS Extensions RFC 3576 Dynamic Authorizations extensions to RADIUS RFC 3579 RADIUS Support for EAP RFC 3748 EAP-PEAP	RFC 5216 EAP-TLS RFC 5281 EAP-TTLS RFC 2284 EAP-GTC RFC 4186 EAP-SIM RFC 3748 Leap Passthrough RFC 3748 Extensible Authentication Protocol Web Page Authentication WPR, Landing Page, Redirect Support for Internal WPR, Landing Page and Authentication Support for External WPR, Landing Page and Authentication
Regulatory Compliance	SAFETY: Europe, US, Canada CE Mark IEC 60950-1 EN 60950-1 UL 60950-1 CAN/CSA C22.2 No. 60950-1 Europe: EMC, Immunity & RF EN 55022, EN 55024 Class B EN 300 328 V1.9.1, EN 301 893 V1.8.1 EN 301 489-1 V1.9.2, EN 301 489-17 V2.2.1, EN 50385, EN 62311	US: EMC & RF FCC Part 15 Subpart B, Class B 47 CFR FCC Part 15 Subpart C, 15.247 47 CFR FCC Part 15 Subpart E, 15.407 47 CFR FCC Part 2 Subpart J, section 2.1091 Canada: EMC & RF ICES-003 Issue 5, Class B IC RSS-247 Issue 1 & RSS-Gen Issue 4 - 2.4 GHz IC RSS-247 Issue 1 & RSS-Gen Issue 4 - 5 GHz RSS-102 Issue 5
Environmental Specifications	Operating Temperature: 0-55C, 0-90% humidity, non-condensing Storage Temperature: -40C to 70C	
Channel Support 2.4GHz (Channel selections are based upon country code selections)	1, 2, 3, 4, 5, 6, 7, 8, 9, 10, 11, 12, 13, 14	
Channel Support 5GHz* (Channel selections are based upon country code selections)	U-NII-1 - Non-DFS channels 36 40 44 48 U-NII-2A DFS channels* 52 56 60 64	U-NII-2C DFS channels* 100 104 108 112 116 120 124 128 132 136 140 144 U-NII-3 Non-DFS channels 149 153 157 161 165
Management Interfaces	Command line interface Web interface (http / https)	WLAN Orchestration System (WOS)
Management	SNMP v1, v2c, v3 RFC 854 Telnet RFC 1155 Management Information for TCP/IP Based Internets RFC 1156 MIB RFC 1157 SNMP RFC 1212 Concise MIB Definitions RFC 1213 SNMP MIB II RFC 1215 A Convention for Defining Traps for use with the SNMP RFC 1350 TFTP RFC 1643 Ethernet MIB RFC 2030 Simple Network Time Protocol Sntp RFC 2578 Structure of Management Information Version 2 (SMIv2) RFC 2579 Textual Conventions for SMIv2 RFC 2616 HTTP 1.1 RFC 2665 Definitions of Managed Objects for the Ethernet Like Interface Types	RFC 2674 Definitions of Managed Objects for Bridges with Traffic Classes, Multicast Filtering and Virtual LAN Extensions RFC 2819 Remote Network Monitoring Management Information Base RFC 2863 The Interface Group MIB RFC 3164 BSD Syslog Protocol RFC 3414 User-based Security Model (USM) for version 3 of the Simple Network Management Protocol (SNMPv3) RFC 3416 Version 2 of the Protocol Operations for the Simple Network Management Protocol (SNMP) RFC 3417 Transport Mappings for the Simple Network Management Protocol (SNMP) RFC 3418 Management Information Base (MIB) for the Simple Network Management Protocol (SNMP) RFC 3584 Coexistence between Version 1, Version 2, and Version 3 of the Internet-standard Network Management Framework Integration with Splunk for accurate search and analysis of intraorganizational IT events Netflow Export v9 and IPFIX compatibility allows for IP traffic statistics collection

FEATURE	SPECIFICATIONS	
Maximum Transmit Power	2.4 Gbps: 20 dBm	5 Gbps: 17 dBm
Antenna Patterns	2.4 Gbps, Horizontal	5 Gbps, Horizontal
	 <p>WAP9144 2.4 GHz Azimuth (Horizontal)</p>	 <p>WAP9144 5 GHz Azimuth (Horizontal)</p>
	2.4 Gbps, Vertical	5 Gbps, Vertical
	 <p>WAP9144 2.4 GHz Elevation (Vertical)</p>	 <p>WAP9144 5 GHz Elevation (Vertical)</p>


About Avaya

Avaya is a leading, global provider of customer and team engagement solutions and services available in a variety of flexible on-premise and cloud deployment options. Avaya's fabric-based networking solutions help simplify and accelerate the deployment of business critical applications and services. For more information, please visit www.avaya.com.

© 2016 Avaya Inc. All Rights Reserved.

Avaya and the Avaya logo are trademarks of Avaya Inc. and are registered in the United States and other countries. All other trademarks identified by ®, TM, or SM are registered marks, trademarks, and service marks, respectively, of Avaya Inc. Other trademarks are the property of their respective owners.

04/16 • DN7784-03

 Provide feedback for this document